



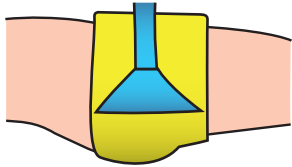
PROMETHEUS FAB™

A device which improves access to the femoral regions in patients where a Prometheus Pelvic Splint (PPS) has been applied

DESCRIPTION

The Prometheus FAB™ is designed to be used with the PPS to act as a Femoral Access Bridge (FAB). It allows the central strap to be cut and removed without the loss of the splinting effect in order to improve access to both femoral regions.

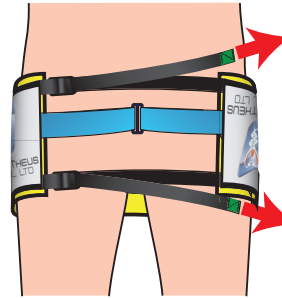
INSTRUCTIONS FOR USE



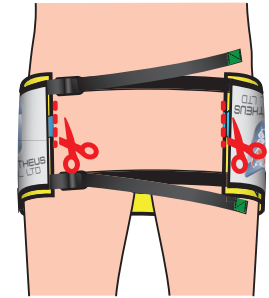
1. PPS is applied to the patient as per the device instructions



2. Place Prometheus FAB™ over blue triangular anchor as shown. Repeat for the opposite side.



3. Tighten the two straps until the tension is equal to the existing blue strap.



4. Cut the blue strap at the edge of the yellow belt on both sides and remove.

PRECAUTIONS

Ensure that the tension is equalised by the Prometheus FAB™ (see 3 above) prior to cutting and releasing of the tension from the pelvic splint.

Distributed by:
Prometheus Medical Ltd.
Tel. +44(0) 1568 613942
www.prometheusmed.com



Prometheus DeltaTech Ltd.
The Old Rectory,
Hope-under-Dinmore,
Herefordshire, HR6 0PW
United Kingdom
info@prometheusdt.com

